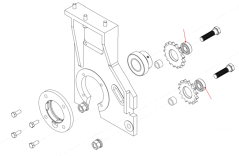
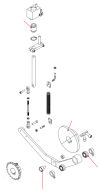
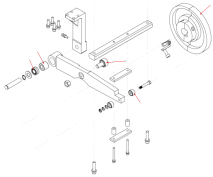
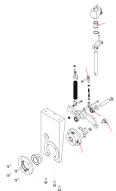




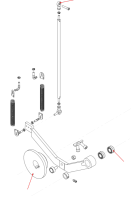
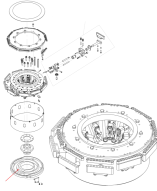


FACF 1200 Lubrication Schedule

Location	Parts	Image	Frequency	Type of Lubricant
Driving Assembly	<ul style="list-style-type: none"> Chain 		Visually inspect chain and apply when dry (weekly).	Oil or grease
Rejection Driving Assembly	<ul style="list-style-type: none"> Cam bearing Needle bearing Cam 		<p>Visually inspect bearings and apply when dry (regularly).</p> <p>Visually inspect cam and apply when dry (weekly).</p>	NLGI Grade 1
FACF	<ul style="list-style-type: none"> Tooling 		Cover with oil and store in container after cleaning.	Mineral oil
Press Driving Assembly	<ul style="list-style-type: none"> Cam bearing Needle bearing Cam 		<p>Visually inspect bearings and apply when dry (regularly).</p> <p>Visually inspect cam and apply when dry (weekly).</p>	NLGI Grade 1



Part	Location	Image	Frequency	Type of Lubricant
Main Shaft Support Composition	<ul style="list-style-type: none"> • Deep groove ball bearing • Spherical surface ball bearing 		Visually inspect bearings and apply when dry (regularly).	NLGI Grade 1
End Production Press Driving Composition	<ul style="list-style-type: none"> • Needle bearing • Cam • Linear bearing • Cam bearing 		<p>Visually inspect bearings and apply when dry (regularly).</p> <p>Visually inspect cam and apply when dry (weekly).</p>	NLGI Grade 1
Dosing Driving Composition	<ul style="list-style-type: none"> • Cam bearings • Needle bearings • Cam 		<p>Visually inspect bearings and apply when dry (regularly).</p> <p>Visually inspect cam and apply when dry (weekly).</p>	NLGI Grade 1
Vacuum Driving Composition	<ul style="list-style-type: none"> • Cam bearing • Needle bearing • Cam • Linear bearing • Pin end bearing 		<p>Visually inspect bearings and apply when dry (regularly).</p> <p>Visually inspect cam and apply when dry (weekly).</p>	NLGI Grade 1



Part	Location	Image	Frequency	Type of Lubricant
Sequence Driving Composition	<ul style="list-style-type: none"> • Cam bearing • Needle bearing • Cam • Pin end bearing 		<p>Visually inspect bearings and apply when dry (regularly).</p> <p>Visually inspect cam and apply when dry (weekly).</p>	NLGI Grade 1
Round Table Assembly	<ul style="list-style-type: none"> • Disk cam 		<p>Visually inspect cam and apply when dry (weekly).</p>	NLGI Grade 1
Top of Powder Hopper	<ul style="list-style-type: none"> • Feeding decelerator 		<p>Visually inspect and replenish when necessary. Replace entirely every 6 months.</p>	#46 mechanic oil
Inside Machine Body near Motor	<ul style="list-style-type: none"> • Main drive decelerator 		<p>Visually inspect and replenish when necessary. Replace entirely every 6 months.</p>	#46 mechanic oil